

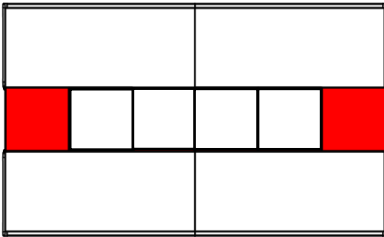
EM10 EXTRADOS



Le bac EM10EAL ne peut être placé aux endroits indiqués en rouge.
The compartment EAL cannot be placed in space indicated in red.

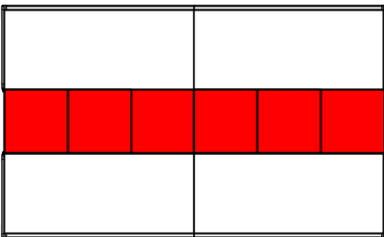


EM10TFM/SFM TABLE 180cm

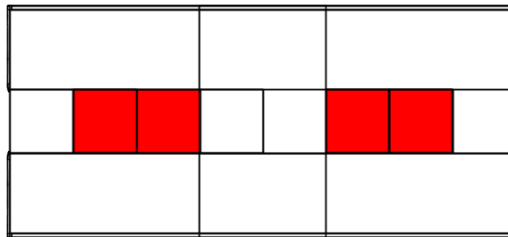


182x110x74cm
IN 71 2/3 x 43 1/3 x 29 1/7

EM10TEM/SEM MEDIUM TABLE

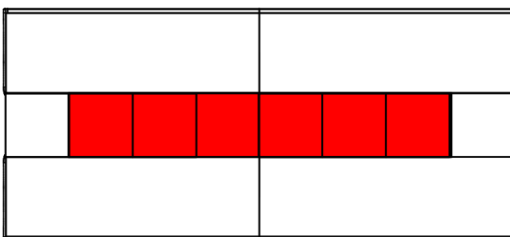


fermée / closed
182x110x74cm
IN 71 2/3 x 43 1/3 x 29 1/7

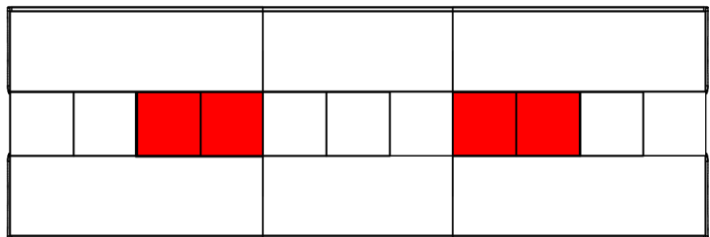


ouverte / open
242x110x74cm
IN 95 1/4 x 43 1/3 x 29 1/7

EM10TEL/SEL LARGE TABLE



fermée / closed
242x110x74cm
IN 95 1/4 x 43 1/3 x 29 1/7



ouverte / open
332x110x74cm
IN 130 2/3 x 43 1/3 x 29 1/7